

## **SUPERCLASSICA SCW**

### **INFO TECH**

White is my sugar!

È il momento del bianco, morbido e versatile, declinato in otto diverse finiture e sette formati. Un percorso parallelo a quello fatto per SCB, una raccolta di elementi studiati per essere abbinati tra loro, uno studio sulle lavorazioni di superficie: lucida, naturale, bocciardata, incisa, strutturata, lappata opaca come novità. Oltre a tutto questo c'è Happy, un agglomerato dai toni caldi in formato 60x120, e due decori da rivestimento, in 12,5x12,5 cm e 12,5x25 cm, monocromi e strutturati, in bianco e mandarino; quest'ultimo colore crea il twist contemporaneo con la pietra. SCW è una tela bianca pronta ad essere accostata al colore. Viene così ampliato il contenitore di Superclassica, ideale sia per progetti residenziali che commerciali, interni ed esterni. La famiglia si allarga. Una famiglia super!

White is my sugar!

It's time for white, soft and versatile, available in eight different finishes and comes in seven sizes. A journey parallel to that made for SCB, a collection of elements designed to be mixed and matched with each other. A study on surface processing: polished, natural, bush-hammered, engraved, structured and the new semi-polished matte finish. In addition to all this, there is Happy, a bundle of warm tones in the 60x120 cm 24"x48" size and two wall decors in sizes 12,5x12,5 cm 5"x5" and 12,5x25 cm 5"x10", monochromed and structured in white and tangerine; the latter color creates a contemporary twist with the stone. SCW is a white canvas ready to be matched with colors. The Superclassica range is thus expanded, perfect for both residential and commercial, indoor and outdoor projects. The family keeps growing. A super family!



## TECHNICAL DETAILS

### SUPERCLASSICA SCW

TECHNOLOGY PORCELLANATO DIGITALE HD AD IMPASTO COLORATO - HD DIGITAL COLORED BODY PORCELAIN

FINISH RETTIFICATO - RECTIFIED

NATURAL / FLAMED / HAMMERED / HONED / GROOVED / CHEVRON / POLISHED / HAPPY

THICKNESS 9 MM

### BLOOM - WAFFLE

TECHNOLOGY MONOCOTTURA IN PASTA BIANCA - WHITE BODY SINGLE-FIRED WALL TILE

FINISH LUCIDO - LUX

BLOOM THICKNESS 8,5 MM

WAFFLE THICKNESS 8,5 MM

BIANCO

MANDARINO



BIANCO

MANDARINO



## SCW SURFACES

NATURAL

FLAMED

HAMMERED

HONED

GROOVED


CHEVRON

POLISHED


HAPPY



## SCW SIZES




80X180 32"X71"  
GRAPHIC NR. 8 NATURAL



30X60 12"X24"  
GRAPHIC NR. 40 NATURAL



60X120 24"X48"  
GRAPHIC NR. 16 NATURAL  
GRAPHIC NR. 16 POLISHED  
GRAPHIC NR. 4 FLAMED  
GRAPHIC NR. 16 HONED  
GRAPHIC NR. 16 GROOVED  
GRAPHIC NR. 4 HAMMERED  
GRAPHIC NR. 6 HAPPY



MOSAIC 2,5X3,5  
NET 30X30 12"X12"



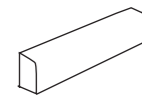
7,5X120 3"X48"  
GRAPHIC NR. 120 NATURAL



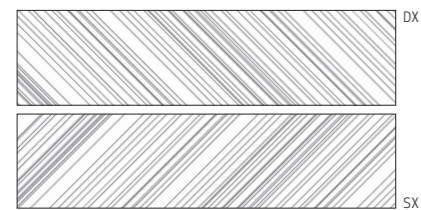
60X60 24"X24"  
GRAPHIC NR. 32 HONED



7,5X60 3"X24"  
GRAPHIC NR.>250 MIX




SKIRTING 7,5X120 3"X48"



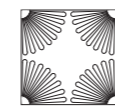
CHEVRON 20X80 8"X32"  
GRAPHIC NR. 16

### WAFFLE



12,5X25 5"X10"

### BLOOM



12,5X12,5 5"X5"

IN OGNI SCATOLA CI SONO 3 PEZZI DESTRI E 3 PZ SINISTRI.  
IN EVERY BOX THERE ARE 3 RIGHT PIECES AND 3 LEFT PIECES.

## SCW GROUTS

SCW	colori stucchi consigliati / advised grouts colors
SUPERCLASSICA SCW	Kerakoll KK 2
BLOOM MANDARINO	Mapei 138 Almond
BLOOM BIANCO	Kerakoll KK 2
WAFFLE MANDARINO	Mapei 138 Almond
WAFFLE BIANCO	Kerakoll KK 2

## SCW SIZES AND TEXTURES

### NATURAL



80X180  
60X120  
30X60  
7,5X120

### POLISHED



60X120

### FLAMED




60X120

### HONED




60X120  
60X60

### GROOVED



60X120

### HAMMERED




60X120

### CHEVRON



20X80

### HAPPY



60X120

### \*MIX



7,5X60  
MOSAIC 30X30  
\*HAMMERED/GROOVED  
NATURAL/FLAMED

## SCW CODES

SIZE	Natural	Polished	Flamed	Honed	Grooved	Hammered	Chevron	Happy	Mix
80X180 32"X71"	4101019	-	-	-	-	-	-	-	-
60X120 24"X48"	4101020	4101027	4101023	4101026	4101025	4101024	-	4101028	-
60X60 24"X24"	-	-	-	4101031	-	-	-	-	-
30X60 12"X24"	4101021	-	-	-	-	-	-	-	-
20X80 8"X32"	-	-	-	-	-	-	4101030	-	-
7,5X120 3"X48"	4101029	-	-	-	-	-	-	-	-
7,5X60 3"X24"	-	-	-	-	-	-	-	-	4101037
MOSAIC	-	-	-	-	-	-	-	-	4101053

### Bianco

### Mandarino

### Waffle

4101032

4101033

### Bloom

4101034

4101035

## SCW TECHNICAL FEATURES



IMPERVIOUS  
TILE P1

NORMA STANDARD	CARATTERISTICHE FEATURES	VALORE PRESCRITTO REQUIRED VALUE	SUPERCLASSICA SCW
ISO 10545/2	DIMENSIONI - SIZE		
	lunghezza e larghezza length and width	± 0,6 % / ± 2 mm	± 0,6 % / ± 2 mm
	spessore thickness	± 5 % ± 0,5 mm	± 5 % ± 0,5 mm
	rettilineità degli spigoli straightness of sides	± 0,5 % ± 1,5 mm	± 0,5 % ± 1,5 mm
	ortogonalità wedging	± 0,5 % ± 2 mm	± 0,5 % ± 2 mm
	planarità flatness	± 0,5 % ± 2 mm	± 0,5 % ± 2 mm
ISO 10545/3	assorbimento d'acqua water absorption	≤ 0,5 %	0,3 %
ASTM C373	water absorption	≤ 0,5 %	meets the standards
ISO 10545/9	resistenza agli sbalzi termici thermal shock	nessuna alterazione visibile no visible alteration	resiste resistant
ASTM C484	thermal shock	unaffected	unaffected
ISO 10545/12	resistenza al gelo frost/freeze resistance	nessuna alterazione visibile no visible alteration	resiste resistant
ASTM C1026	frost/freeze resistance	unaffected	unaffected
ISO 10545/13	resistenza agli attacchi chimici chemical resistance	nessuna alterazione visibile no visible alteration	LA ≥ HB
ASTM C650	chemical resistance		A
ISO 10545/4	resistenza alla flessione breaking strength	≥ 35 N/ mm <sup>2</sup>	48 N/ mm <sup>2</sup>
ISO 10545/7	resistenza all'abrasione visible abrasion resistance		PEI IV PEI IV Happy
ASTM C1027	visible abrasion resistance	CLASS I-V	C.IV C.IV Happy
ISO 10545/14	resistenza alle macchie stain resistance	≥ CLASSE 3	5
ASTM C1378	stain resistance	≥ CLASSE 3	5
ANSI A137.1	aesthetic classes	V0-V4	V1

## SUPERCLASSICA SCW

DIN EN 16165  
scivolosità  
anti-slip

DCOF  
dynamic coefficient of friction

NATURAL	R10	≥ 0,42
POLISHED	-	-
FLAMED	R10 A+B	≥ 0,42
HONED	R9	≥ 0,42
GROOVED	R10	≥ 0,42
HAMMERED	R11 A+B	≥ 0,42
HAPPY	R10	≥ 0,42
CHEVRON	R10	≥ 0,42

## WAFFLE - BLOOM TECHNICAL FEATURES



NORMA STANDARD	CARATTERISTICHE FEATURES	VALORE PRESCRITTO REQUIRED VALUE	BLOOM - WAFFLE
ISO 10545/2	DIMENSIONI - SIZE		
	lunghezza e larghezza length and width	± 0,5 % ± 2,0 mm	± 0,5 % ± 2,0 mm
	spessore thickness	± 10 % ± 0,5 mm	± 10 % ± 0,5 mm
	rettilineità degli spigoli straightness of sides	± 0,3 % ± 1,5 mm	± 0,3 % ± 1,5 mm
	ortogonalità rectangularity	± 0,5 % ± 2,0 mm	± 0,5 % ± 2,0 mm
	planarità flatness	+ 0,5 % + 2,0 mm - 0,3 % - 1,5 mm	+ 0,5 % + 2,0 mm - 0,3 % - 1,5 mm
ISO 10545/3	assorbimento d'acqua water absorption	E > 10 %	16 %
ISO 10545/13	resistenza agli attacchi chimici chemical resistance	nessuna alterazione visibile no visible alteration	resiste resistant
ASTM C650	chemical resistance		unaffected
ISO 10545/14	resistenza alle macchie stain resistance	≥ CLASSE 3	5
ASTM C1378	stain resistance	≥ CLASSE 3	≥ 4
ISO 10545/11	resistenza al cavillo crazing resistance	resiste resistant	resiste resistant

## SCW PACKING

<b>SUPERCLASSICA</b>	<b>pcs</b>	<b>m<sup>2</sup></b>	<b>kg/box</b>	<b>box/pal</b>	<b>m<sup>2</sup>/pal</b>	<b>kg/pal</b>	<b>thickness</b>
80x180 <sup>32"x71"</sup>	2	2,88	55,90	20	57,60	1118,00	9 mm
60x120 <sup>24"x48"</sup>	2	1,44	27,90	30	43,20	837,00	9 mm
60x60 <sup>24"x24"</sup>	3	1,08	21,00	40	43,20	840,00	9 mm
30x60 <sup>12"x24"</sup>	6	1,08	21,00	40	43,20	840,00	9 mm
7,5x120 <sup>3"x48"</sup>	8	0,72	13,97	50	36,00	698,50	9 mm
7,5x60 <sup>3"x24"</sup>	12	0,54	10,48	48	25,92	499,20	9 mm
Chevron	6	0,96	18,62	48	46,08	893,76	9 mm
Mosaic	11	0,99	19,20	-	-	-	9 mm
Bloom	32	0,50	7,30	102	51,00	744,60	8,5 mm
Waffle	16	0,50	6,56	138	69,00	905,28	8,5 mm
Skirting	6	7,20 ml	10,48	-	-	-	9 mm